


# DINGBAT PX INSTRUCTIONS

Congratulations on your purchase of a Voodoo Lab Dingbat pedalboard. Crafted from aircraft grade 6061-T6 aluminum, the Dingbat is durable, lightweight and a perfect match for the industry standard Voodoo Lab power supplies.

## Mounting the pedal power.

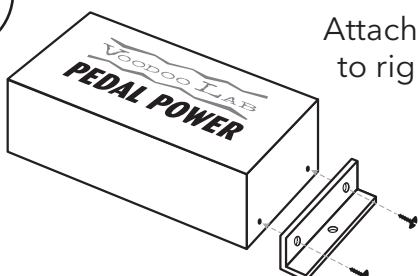
**Step 1**

Remove 4 screws from Pedal Power cover.




**Step 2**

Attach bracket to right side.



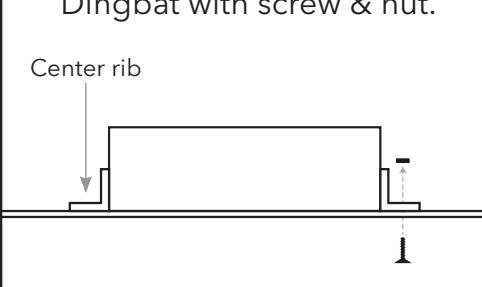
**Step 3**

Attach Pedal Power to Dingbat center rib.



**Step 4**

Secure bracket to Dingbat with screw & nut.



## Attach pedals with supplied hook & loop fastener tape.

Suggested position for loop tape on Dingbat.

