


LARGE DINGBAT INSTRUCTIONS

Congratulations on your purchase of a Voodoo Lab Dingbat pedalboard. Crafted from aircraft grade 6061-T6 aluminum, the Dingbat is durable, lightweight and a perfect match for the industry standard Voodoo Lab power supplies.

Mounting the pedal power.

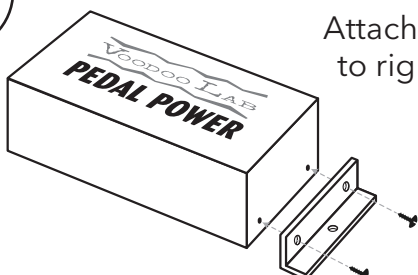
Step 1

Remove 4 screws from Pedal Power cover.




Step 2

Attach bracket to right side.



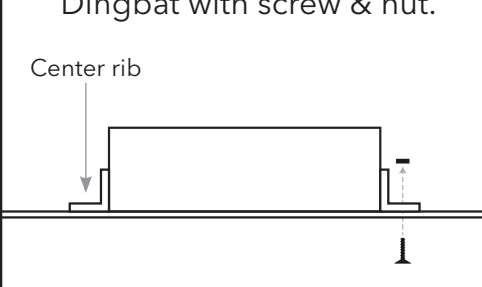
Step 3

Attach Pedal Power to Dingbat center rib.



Step 4

Secure bracket to Dingbat with screw & nut.



Attach pedals with supplied hook & loop fastener tape.

Suggested position for loop tape on Dingbat.

